

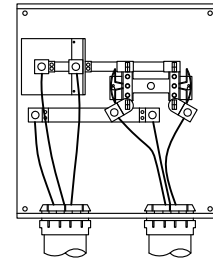
Installation Requirements For Typical Singlewide Mobile Home Underground Service

NOTES:

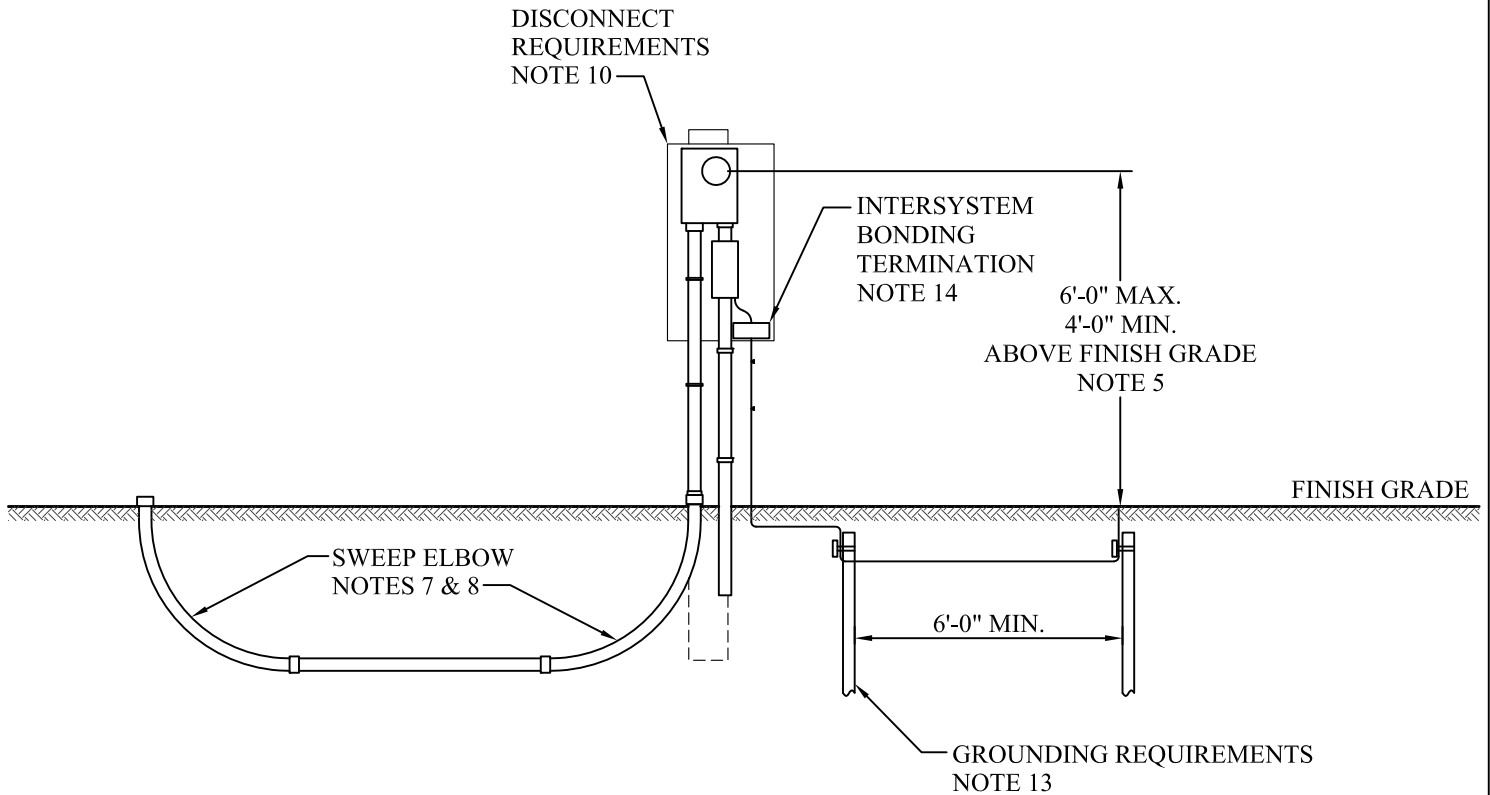
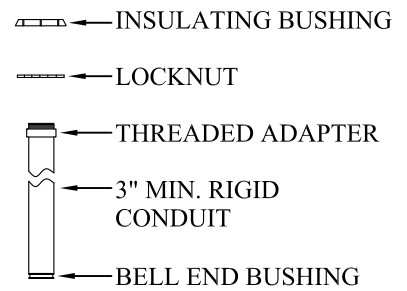
1. Call Appalachian Power to have meter base location approved.
2. Before digging, please call Miss Utility at 1-800-245-4848 to have the location of all utilities marked.
3. An APCO representative will contact you to sign the necessary underground agreement contract and to determine the applicable underground installation charges (if any) that must be paid before the service installed can be scheduled.
4. A meter base is not permitted to be installed on a singlewide mobile home. Customer shall supply and install pole within 30 feet and no closer than 3 feet of the mobile home. Acceptable pole is (at a minimum) a 4 inch x 4 inch x 10 foot timber commercially treated with chemicals. Pole shall be set at a depth of no less than 3 feet. A commercially treated 2 inch x 12 inch or larger solid wood board (no plywood) shall be required to mount the equipment to the pole.
5. Install meter base such that the center of the meter base is not less than 4 feet and no more than 6 feet above finished grade. Line side riser assembly to consist of an insulating bushing, locknut, threaded adaptor, galvanized or 3 inch (min) schedule 40 PVC electrical-grade conduit. All conduits shall be securely strapped to pole.
6. Inhibitor compound shall be used on all aluminum wire terminations.

LINE-SIDE RISER ASSEMBLY

NOTE 5



SERVICE WIRE SERVICE ENTRANCE



* See back for additional requirements

Mobile Home – Singlewide Underground Service Installation

7. For APCO's service lateral, customer shall install, at a minimum, 3-inch Schedule 40 PVC electrical conduit 30 inches below finished grade and backfilled with suitable material, free of rock and debris. Lot must be within 6 inches of final grade. Any 90-degree bends must be long radius bends (minimum 36 inch radius). The installation of cable marking identification tape in the trench is recommended. Customer is to install, at a minimum, a ¼ inch nylon pull rope in the conduit. Schedule 80 conduit may be required for areas subject to obvious sources of damage.
8. Customer shall provide and APCO to install 90-degree, Schedule 40 sweep elbow at padmount equipment and at terminal pole location. Customer to also provide weatherhead for installation on APCO's pole mounted service riser. APCO representative to specify size.
9. If the service installation is part of the APCO's West Virginia Inspection Program, an approved inspector is required to inspect the trench and conduit installation.
10. The disconnect must have an additional breaker or space for an additional breaker that is capable of serving an external load. Four (4) wire entrance conductors shall be installed between disconnect and main panel.
11. Service entrance conductors (from disconnect to panel main breaker) shall be triple-rated. Triple-rated is defined as a conductor with a rating for wet/damp locations, a flame retardant rating and a rating for underground installations. Examples of ratings include RHW, RHH, USE-2, etc. Four (4) wire entrance conductor is required. Above the ground conductors shall be in conduit. This includes the conductor from disconnect to 18 inches below the ground and from 18 inches below the ground up and into the mobile home. The trench depth shall be at a minimum of 24 inches below final grade. The installation of cable marking identification tape in the trench is recommended.
12. Customer's service entrance conductors shall not exit out of the left side of the meter base.
13. Ground wire conductor shall not pass through or be connected within meter base. Ground rods and ground connections shall be 6 inches below final grade. A total of two (2) 5/8 inch x 8 foot copper clad ground rods and UL approved clamps shall be utilized. On new installations, the ground conductor shall be continuous from the service panel or disconnect through the first ground rod and to the second ground rod. For existing services, the second ground rod can be added without replacing the original ground conductor as long as it is properly connected and bonded to the first ground rod. There shall be a minimum distance of 6 feet between ground rods and #4 copper is the minimum wire size.
14. On new installations and existing installations where alterations are made, an intersystem bonding termination shall be provided externally to enclosures at the service equipment. The grounding conductor shall be continuous through the intersystem bonding termination. A meter box ground clamp is not permitted.

These guidelines are for informational purposes only. Appalachian Power does not warrant that the information is in every respect accurate and makes no warranties regarding results from the usage of these guidelines. APCO shall have neither liability nor responsibility to any person or entity with respect to any loss or damage caused, or alleged to be caused, directly or indirectly by the information contained herein.